

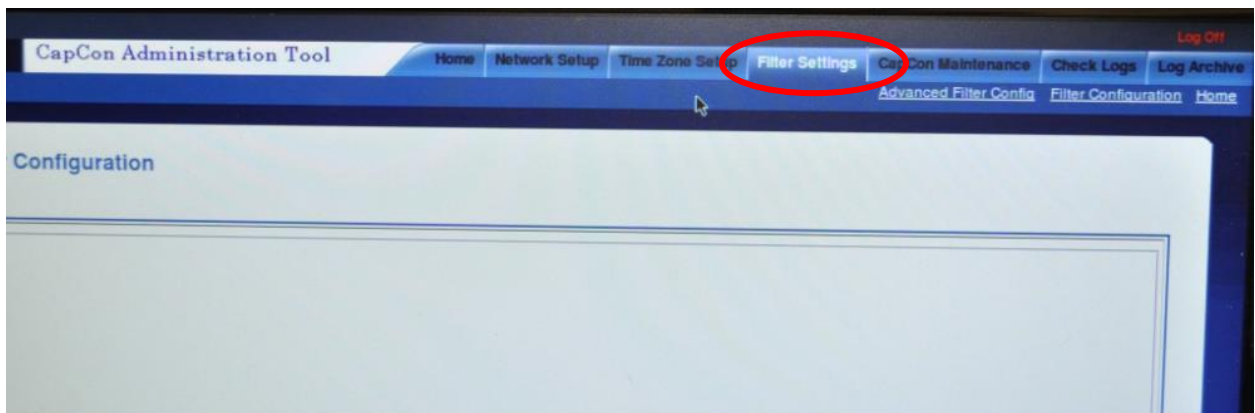


CAP to EAS Converter Model No. 3320

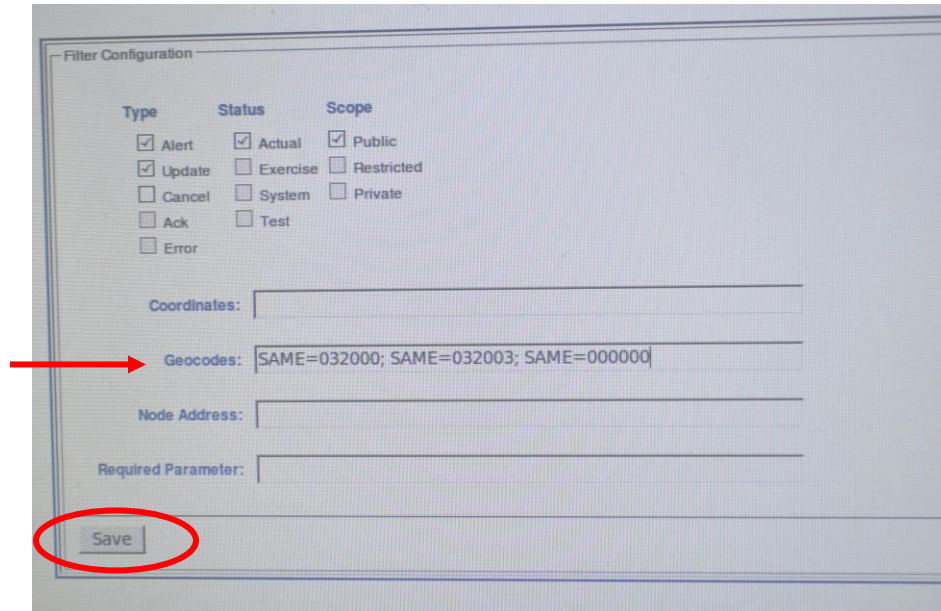
Please Note: The following instructions are prepared under the assumption that the EAS participant is not performing initial setup and is familiar with configuring TFT CAP-EAS converter and a TFT 911 Encoder/Decoder. The EAS911+ new TFT CAP Encoder/Decoder handles NPT the same as the EAS911 shown below. (NPT associated Geocodes do not need to be set in the EAS911+ because processing is source independent.)

The all-inclusive TFT Encoder/Decoder is not available at this time. Instructions are subject to change.

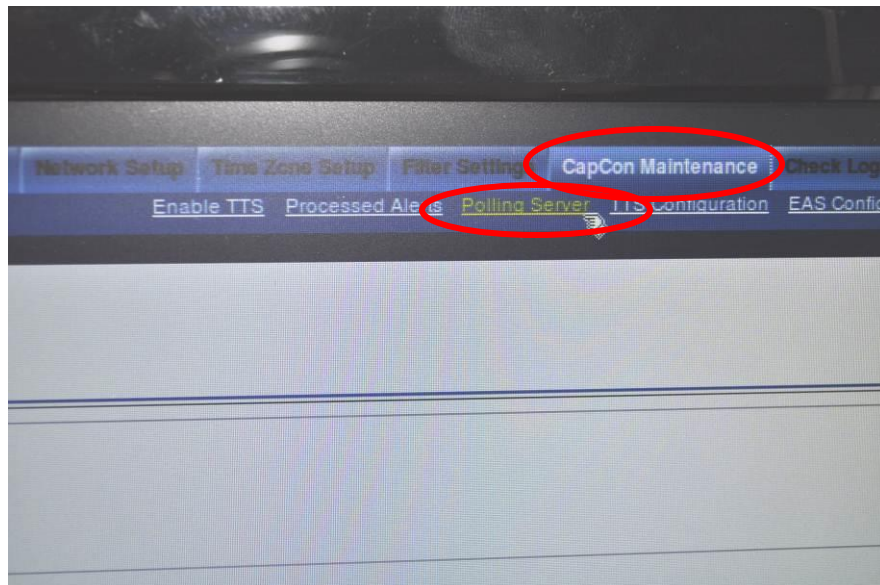
1. Attach a keyboard, monitor and mouse to the Alerting Solutions CAP to EAS Converter.
2. Login
Password
3. Click the Filter Settings tab at the top right of the screen.



- a. Input applicable SAME code(s) (**All US 000000**, **All your state**, and other applicable FIPS codes separated by semicolons) in the Geocode field. **Geocodes only need to be separated with a "space". No semicolons or commas are required as shown below.**

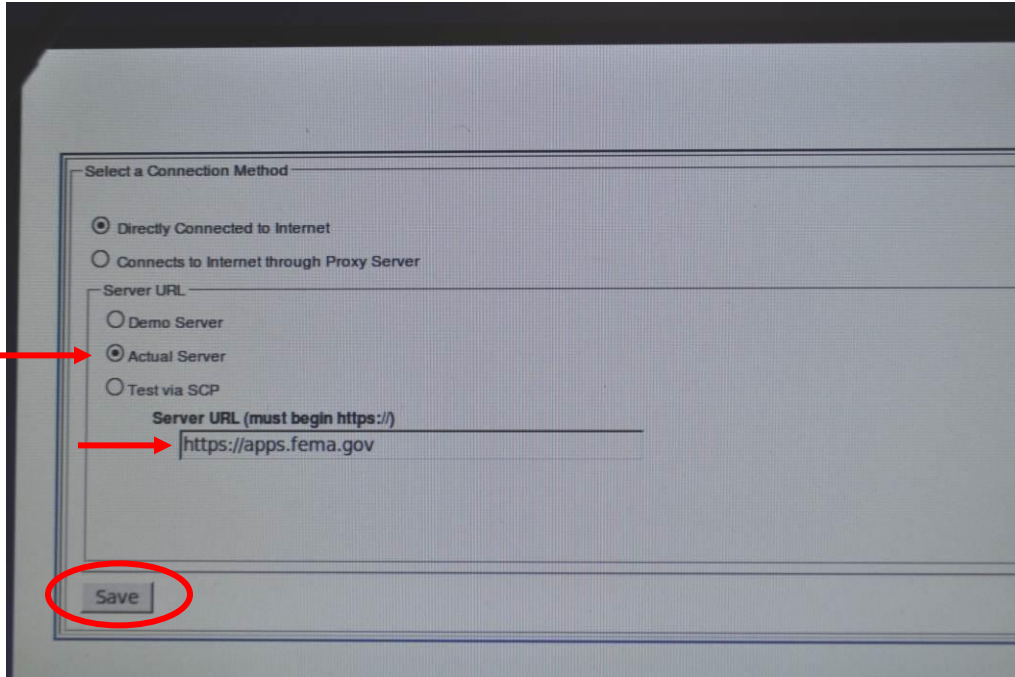


- b. Select Save.
4. Click CAPMaintenance tab at the top right of the screen.



- a. Select Polling Server

- b. Select the Actual Server radio button.



- c. Input IPAWS OPEN URL: <https://apps.fema.gov>
d. Select Save.
e. Select Save and Reboot Now.

At the TFT Model EAS 911 Encoder/Decoder

1. Press <password>, enter Primary password with the numeric keypad.
2. Press <password>, enter Secondary password with the numeric keypad.
3. Scroll to menu option **10. Select Events to Auto Forward** and press <Enter>.
4. Scroll to NPT using the <UP> and <DOWN> arrow keys to find the Event type **NPT**. If **NPT** does not have a diamond symbol in front of it, press the <Enter> key to toggle the diamond symbol. Press <Exit>
5. Scroll to menu option **12 and press <Enter>**. **Check/verify that All US 000000 and your State-All** appear in the list of **Locations to Auto Forward**. Use the <UP> and <DOWN> arrow keys to scroll through the **List of Locations to Auto Forward**. You will hear a beep in the speaker when you have reached each end of the list.

Note: The above instructions apply to AutoForwarding of an EAS message with the Event code NPT. Any valid, received EAS message can be forwarded manually by the EAS911 with operator intervention.